

FITTING AN MGB GT FRONT WING

To fit a new wing is not the hardest job, you just might think it is. The GT wing is the easier one, and the B wing needs to have the screen removed first. This is a step by step guide to the job.

Cost about £260.(NEW) and about 6-8 hours of work.




1. Old for New

With the old wing removed, clean any rust (knowing MGs there will be a lot) from the inner wings and apply a good zinc-rich primer. Apply underseal to the inner wing.




2. Make it easier

Reattach any bolt-on parts prior to fitting the outer wing. Fitting the splash guard and rubber seal at this point is easier than when the outer wing's fitted.




3. Check it First

Trial fit the outer wing. An assistant is useful for this stage. This enables you to ascertain whether the panel's holes align with the captive nuts on the body. You may be lucky but I have not been.




4. Bolt in Place

When you're happy, temporarily fix the wing into place. Use new bolts and washers. Prior to the final fitting, apply seam sealer between the mating surfaces.




5. Contortionist's Act

Some awkward fixings for the MGB's wings have to be accessed from within the car. Don't miss them out - water could seep into the interior. I would tap the captive nuts on the inside of the wing.



6. Make do and Mend

A new wing may not fit accurately. Here, the lower edge was manoeuvred into the correct position using a trolley jack and a block of wood.



7. Clamp and Tighten

Mole grips will hold the panel in place as you make adjustments. Ensure all bolts are fitted and tightened securely. I put a spot of white paint on the bolt or nut to tell me I have done that one.



8. Check Alignment

Here, the gap between the closed bonnet and new wing was correct. The driver's door was also temporarily refitted to check alignment. There are a lot of ways to get it all aligned right, so have a go at it, I have sat on the wing to get it right.

**More in the next Newsletter Like
Fitting a GT Rear Wing.**

Or

**Is there anything you would like to know how to do
on your MG?**

I will do my best to help you with it.